

Name

Maril 235x235 + VD 28

Zeichnung/Drawing

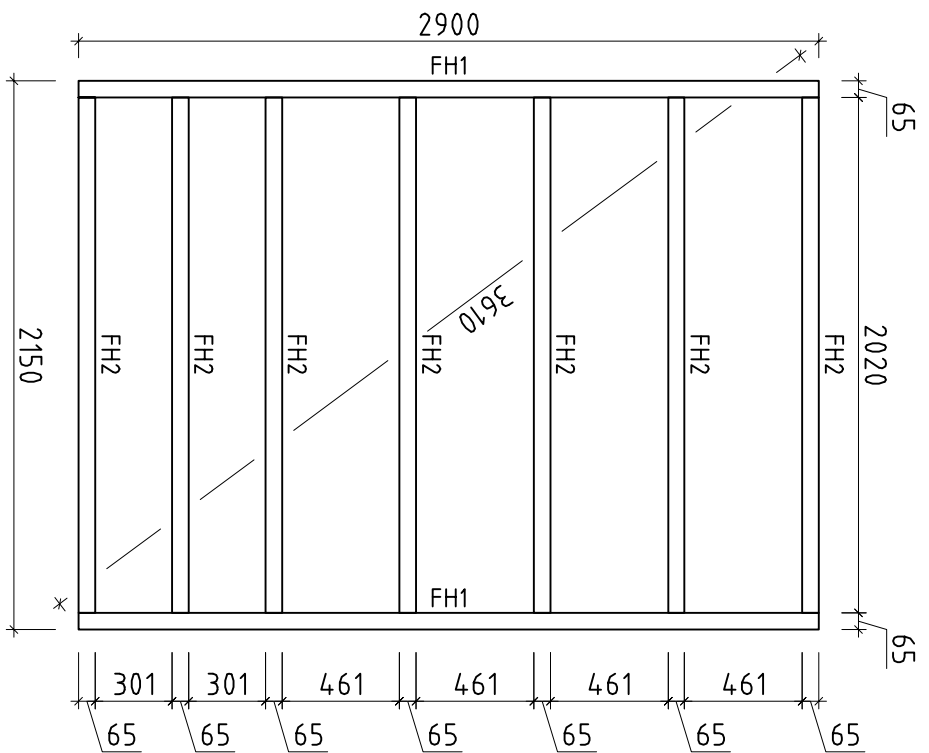
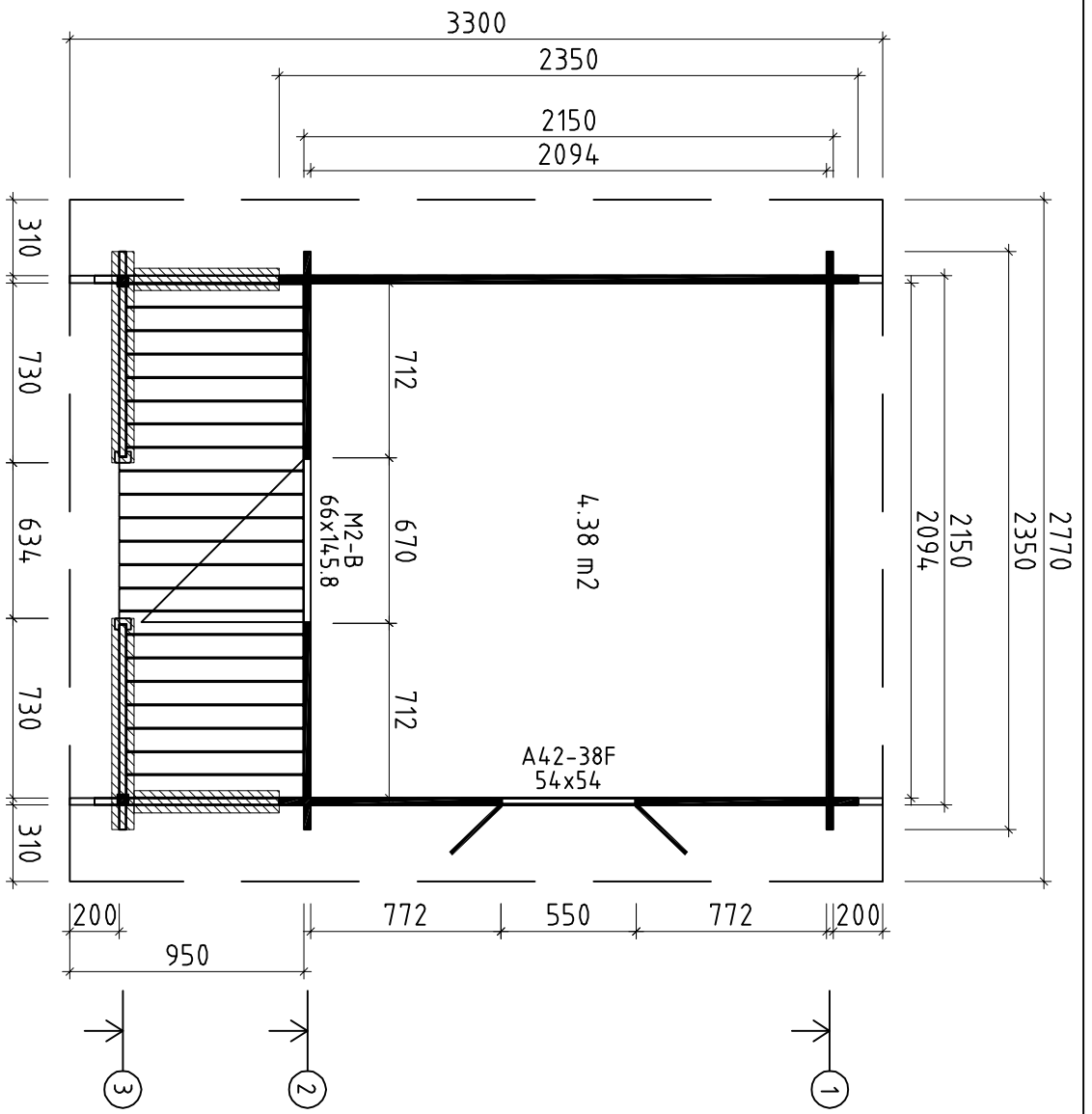
3D

Profil/Profile

2.8x11.4



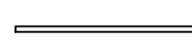

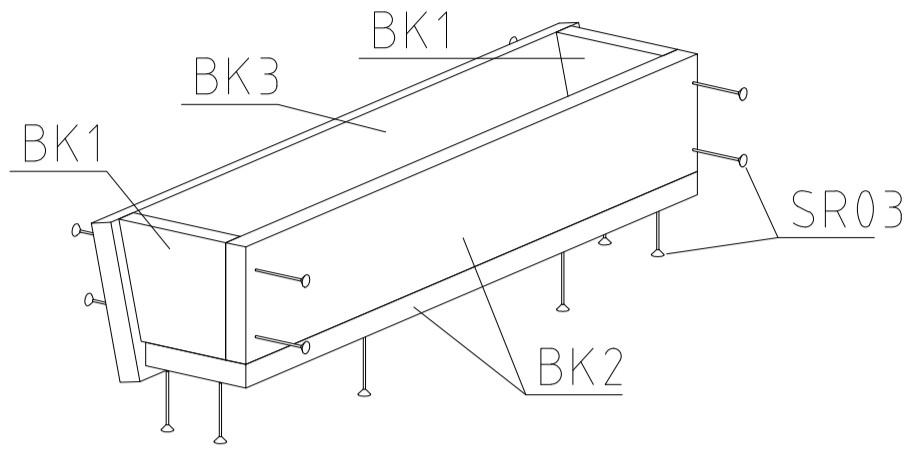



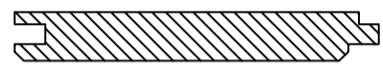








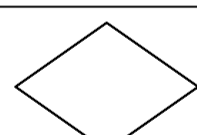
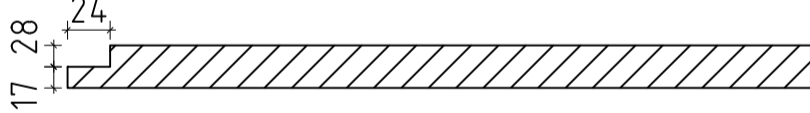
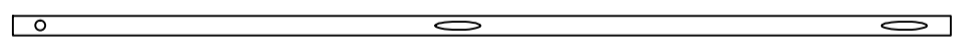
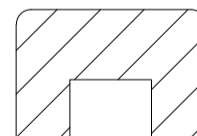
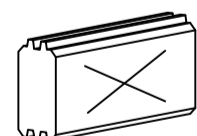
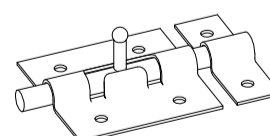
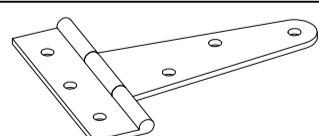
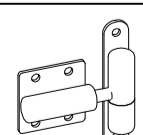

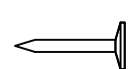
Datum/Date

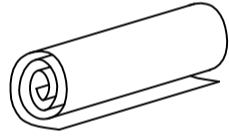
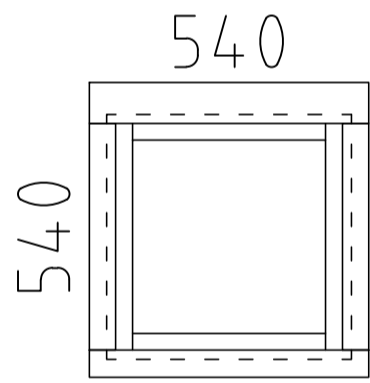
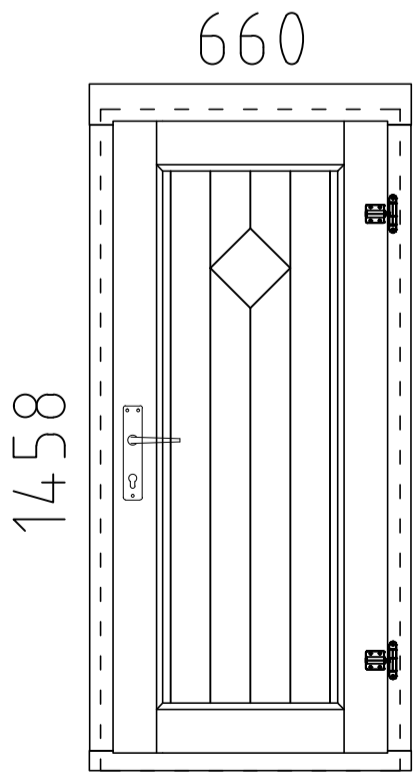
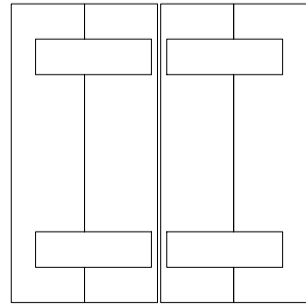
07.11.2016



Name	Maril 235x235+ VD 28	
Zeichnung/Drawing	Grundplan/Plan	
Profil/Profile	2.8x11.4	Datum/Date 07.11.2016

Pos	Teileliste/Specification Marii 235x235+VD 28		Stck Pcs.	Profil Profile (mm)	Länge Length (mm)
001			1	28x114	3300
002			1	28x114	3300
003			4	28x114	3100
004			2	28x114	3100
005			2	28x114	2725
006			1	28x114	2350
007			1	28x114	2350
008			25	28x114	2350
009			1	28x57	2350
010			2	28x114	2327
011			2	28x114	1861
012			2	28x114	1396
013			2	28x114	931
014			10	28x114	900
015			2	28x57	840
016			24	28x114	840
017			2	28x57	834
018			4	28x114	834
019			2	28x57	834
020			2	28x103	465
021			8	28x114	228
022			4	28x114	200
FH1	FUNDAMENTHOLZ (imprägniert) - FOUNDATION BEAM (impregnated)		2	65x44	2900
FH2	FUNDAMENTHOLZ (imprägniert) - FOUNDATION BEAM (impregnated)		7	65x44	2020
DT3	DECKENTRÄGER - COVER CARRIER		1	18x90	2094
DT1	DECKENTRÄGER - COVER CARRIER		2	18x90	560

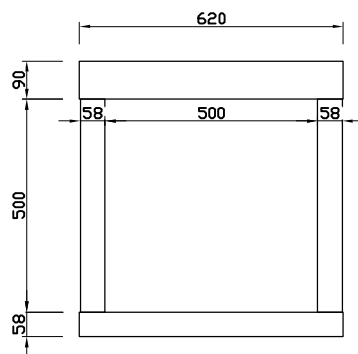
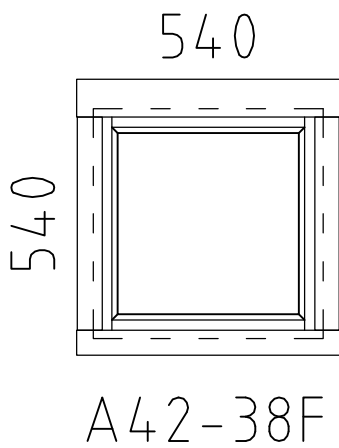
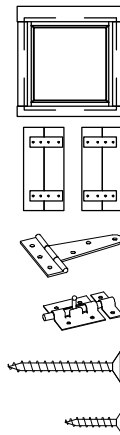
Pos	Teileliste/Specification Marii 235x235+VD 28		Stck Pcs.	Profil Profile (mm)	Länge Length (mm)		
DT2	DECKENTRÄGER - COVER CARRIER 		1	18x90	559		
HL2	HANDLAUF - HANDRAIL 		2	90x18	858		
HL1	HANDLAUF - HANDRAIL 		2	90x18	591		
BK3	BLUMENKÄSTEN - FLOWER BOX 			1	18x120	584	
BK2	BLUMENKÄSTEN - FLOWER BOX 			2	18x90	564	
BK1	BLUMENKÄSTEN - FLOWER BOX 			2	18x90	100	
DB1	DACHBALKE - ROOF BEAM 		1	44x94	3300		
	DACHBRETTER - ROOF BOARDS 		60+1	113x16	1542		
	FUSSBODENBRETTER - FLOOR BOARDS 		19+1	113x18	2090		
	TERRASSENBRETTER (imprägniert) - TERRACE BOARDS (impregnated) 		✓	8+1	90x18	750	
	TERRASSENBRETTER (imprägniert) - TERRACE BOARDS (impregnated) 			14	90x18	715	
	FUSSBODENLEISTE - FLOOR STRIPS 		✓		18x40	9,0 lfm/rm	
G2-1	GIEBELBRETTER - GABLE BOARDS 90X18 		✓	26,1°	4	90x18	1620
G5-1	GIEBELDECKLEISTE - GABLE COVER STRIPS 58X18 		✓	26,1°	4	58x18	1620
T3-1	TRAUFENLEISTE - EAVES STRIPS 58x18 				2	58x18	3300
T4-1	TRAUFENLEISTE - EAVES STRIPS 40x18 				2	40x18	3300
GS	GIEBELSEGMENT - GABLE DIAMOND 				2		
SP1-1	STÜTZPFOSTE - SUPPORT POST 45x45 		✓		2	45x45	920
SM-1	Sturmleisten - Storm reinforcement 				4	40x18	1480
	U-PROFIL - U-PROFILE 28 		✓		2	65x44	570
SH	SCHLAGHÖLZER - MOUNTING PIECES 				3		
	RIEGEL (für Klappläden) - LATCH (for Shutters) 				1		
	SCHARNIER (für Klappläden) - HINGE (for Shutters) 				4	63x75	
S03	BOLZEN SCHARNIER - POLT HINGES 03- DIN 15_57mm KZN 				2		
SMS	Schlossschrauben M8x60 Mutter U-Scheibe - Bolts M8x60 Nuts Washer 				12	M8	
NG3	DACHPAPPNÄGEL - ROOFING NAILS 2.0x18 				220		
Kood	Marii 235x235+VD 28	Materjal	File	Marii 235x235+VD 28.dwg	Leht	2/3	

Pos	Teileliste/Specification Marii 235x235+VD 28		Stck Pcs.	Profil Profile (mm)	Länge Length (mm)
NG1	NÄGEL - NAILS 2.5x50	Dachbretter - Roof boards Fussbodenbretter - Floor boards Terrassenbretter - Terrace boards	562		
SR015	SCHRAUBEN - SCREWS 4.0x16	Riegel - Latch Scharnier - Hinge	28		
SR01	SCHRAUBEN - SCREWS 3.0x30	Fussbodenleisten - Floor strips Traufenleisten - Eaves strips 40x18 Deckenträger - Cover carrier DT1, DT2 Scharnier - Hinge	70		
SR03	SCHRAUBEN - SCREWS 3.5x45	Giebelbretter - Gable boards Giebeldeckleiste - Gable cover strips Giebelsegment - Gable diamond Traufenleisten - Eaves strips 58x18 U-Profil - U-Profile Blumenkästen - Flower box Handlauf - Handrail	80		
SR04	SCHRAUBEN - SCREWS 4.0x25	Bolzen Scharnier - Polt hinges	14		
SR05	SCHRAUBEN - SCREWS 4.0x60	Deckenträger - Cover carrier DT3	4		
SR24	SCHRAUBEN - SCREWS 4.2x75	Für Tür - For door	4		
SR11	SCHRAUBEN - SCREWS 5.0x100	Fundamenthölzer - Foundation beams Stützpfoste - Support post	40		
	DACHPAPPE - ROOFING FELT			✓	3,3m-4st. 14,0 lfm/rm
		FENSTER/WINDOW 540x540 A42-38F	1		
		TÜR/DOOR 660x1458 M2-B DIN rechts/right handed	1		
KL	KLAPPLÄDEN - SHUTTERS		2		
	✓ - Bitte selber anpassen (falls nötig)! / Cut into length on site (if needed)!				
Kood	Marii 235x235+VD 28	Materjal	File	Marii 235x235+VD 28.dwg	Leht 3/3

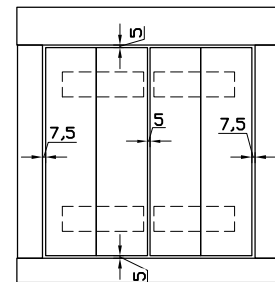
Einbauanleitung für Klappläden/ Installation guide for window shutters

Spezifikation/Specification:

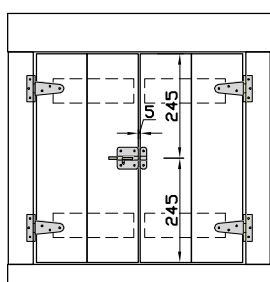
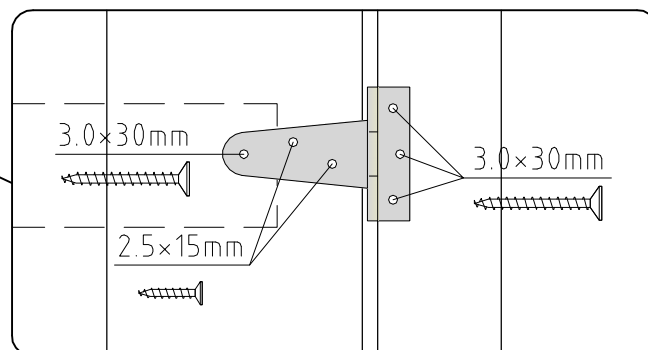
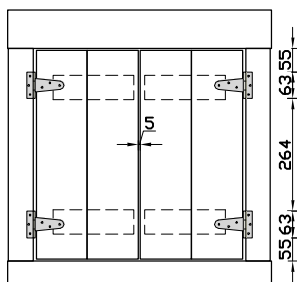
- | | |
|-------------------------------|-------|
| 1. Fenster/Window A42-38F | ×1 |
| 2. Klappläden/Window shutters | 1 set |
| 3. Scharnier/Hinges 63×75mm | ×4 |
| 4. Riegel/Latch | ×1 |
| 5. Schrauben/Screws 3.0×30 | ×16 |
| 6. Schrauben/Screws 2.5×15 | ×14 |



Die äußeren Fenster
Leisten/Outside
strips of window
(Dicke/width 24mm).

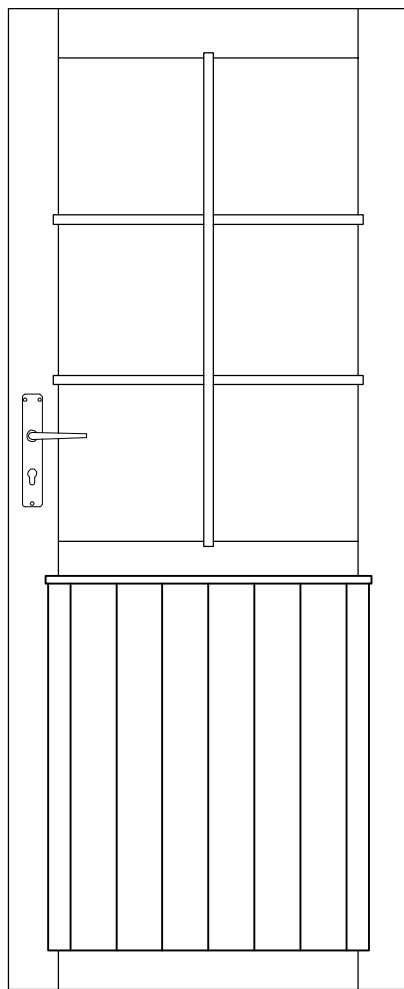




Die Klappläden zwischen die
Leisten einsetzen. Spalt in der
Mitte muß 5mm sein. Die Andere
Spalte müssen gleich sein./
Place window shutters between
window strips. Middle gap -
5mm, other gaps - set equal.




Mit 2.5×15mm Schrauben befestigen. Vor dem Anziehen
sicherstellen, daß sich der Riegel lose bewegt./
Fasten with screws 2.5×15mm. Before tightening make
sure latch moves loosely.

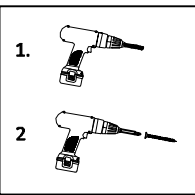
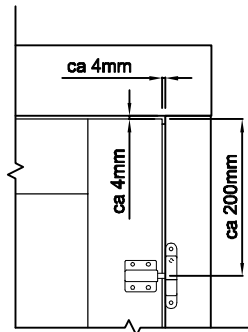
4.2x75mm



4.2x75mm

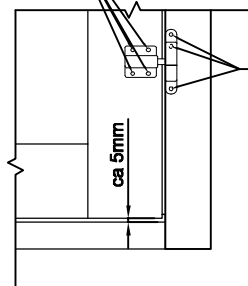


4.2x75mm

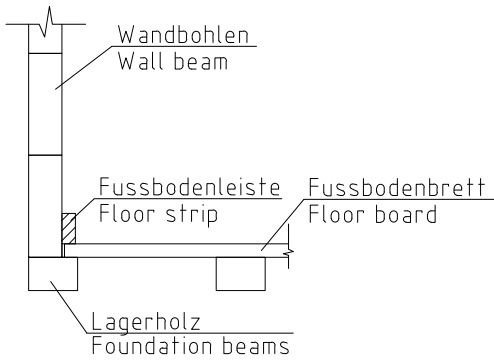
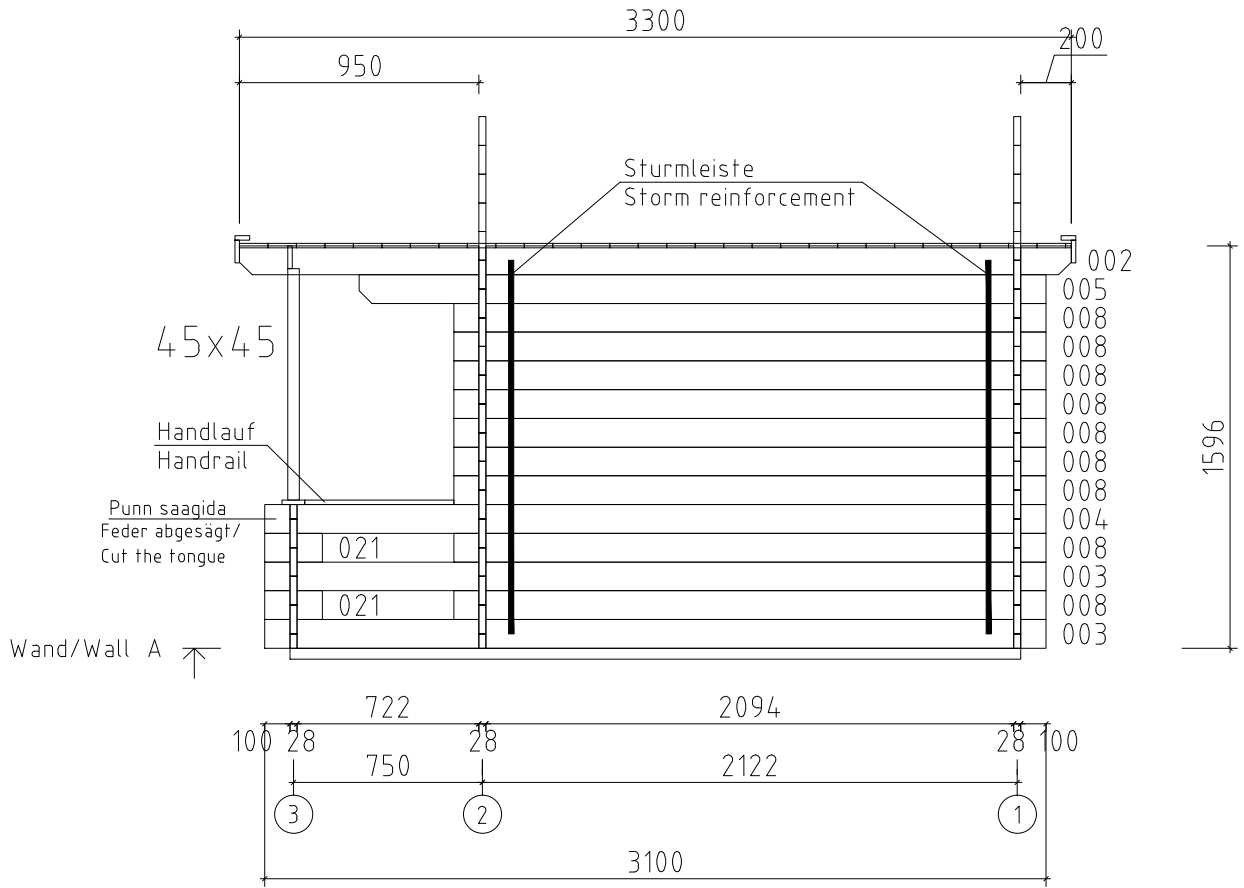
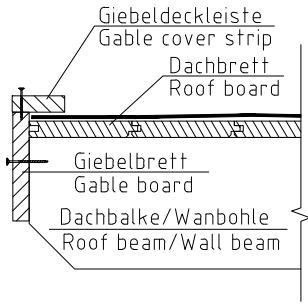


4x25mm
2x4 pcs

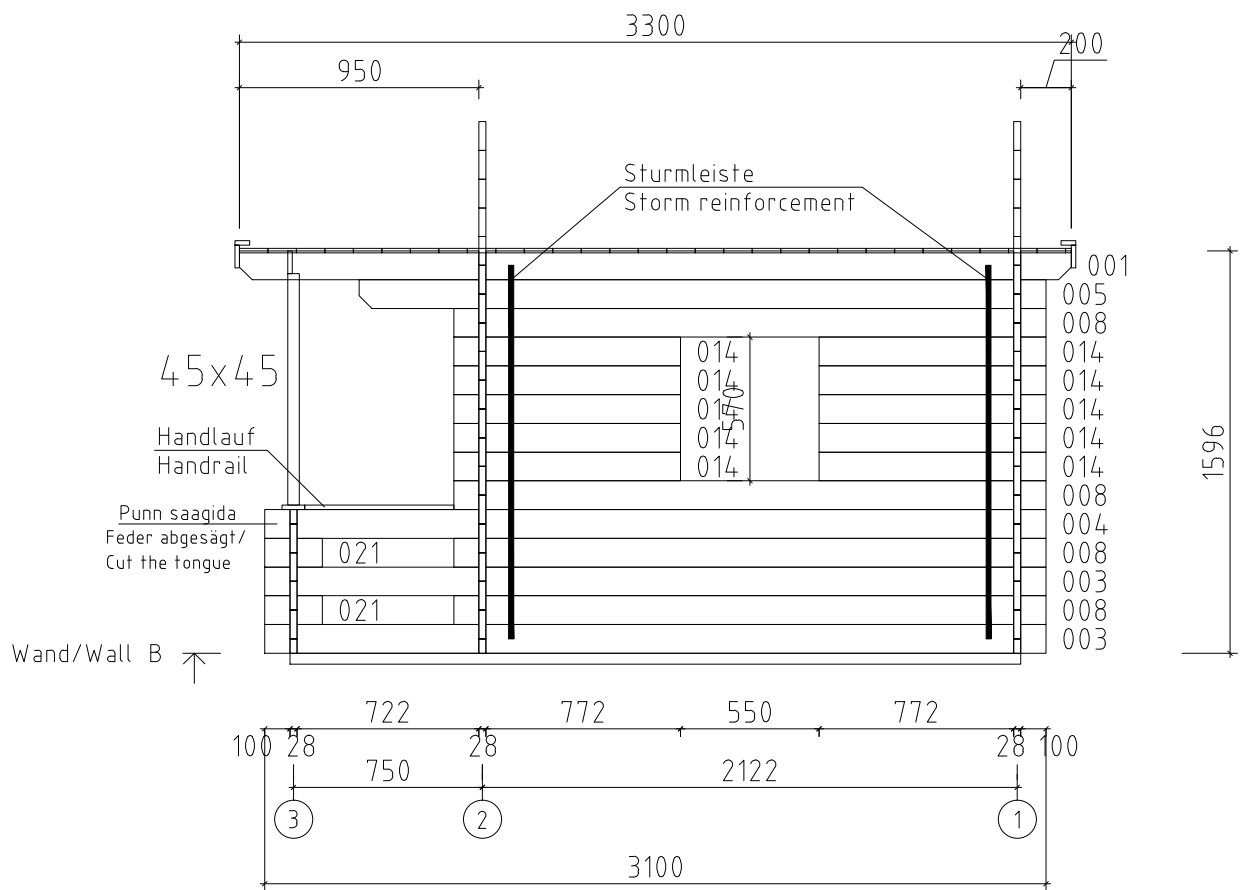
4.2x75mm



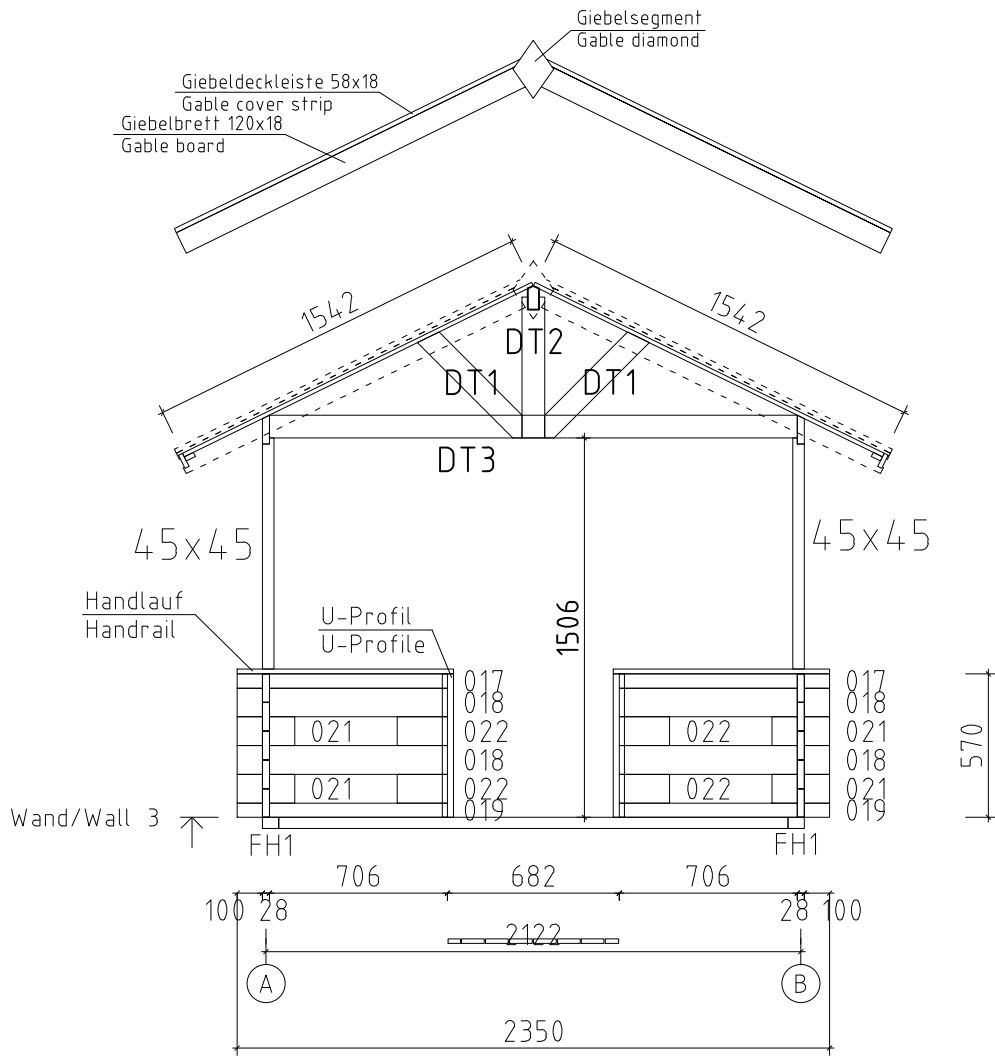
4x25mm
2x3 pcs



Name	Marii 235x235+VD 28		
Zeichnung/Drawing	WAND/WALL A		
Profil/Profile	2.8x11.4	Datum/Date	24.11.2016



Name	Marii 235x235+VD 28		
Zeichnung/Drawing	WAND/WALL B		
Profil/Profile	2.8x11.4	Datum/Date	24.11.2016



Name	Marii 235x235+VD 28		
Zeichnung/Drawing	WAND/WALL 3		
Profil/Profile	2.8x11.4	Datum/Date	24.11.2016